

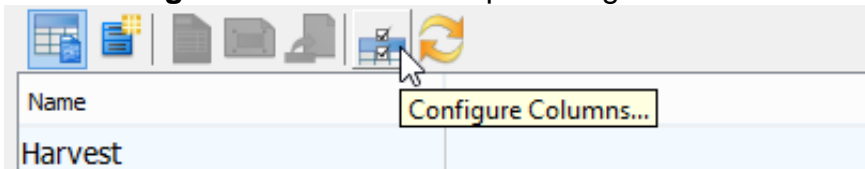
---

## Adding and removing grid columns

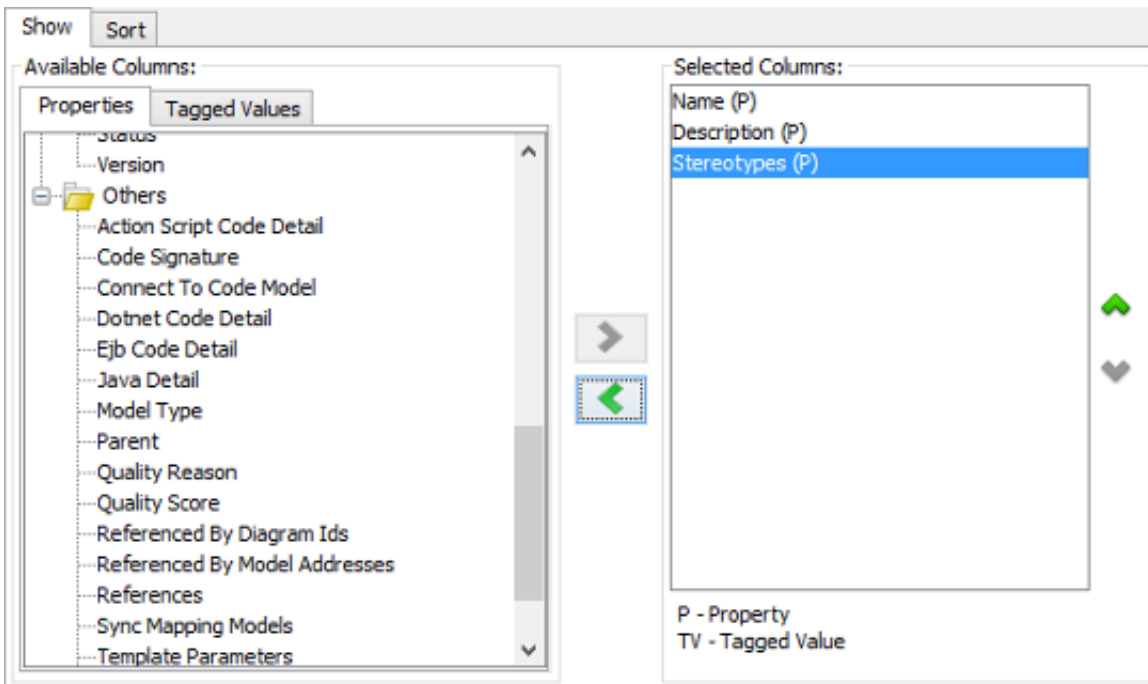
In grid, rows represent model elements while the columns show their properties. Name and description columns are shown by default, in addition, you can optionally add or remove columns to display the data you are interested in.

### Adding extra property column

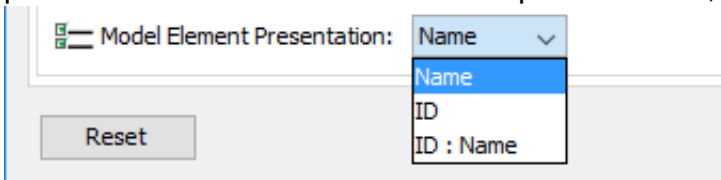
1. Click **Configure Columns...** on top of the grid.



2. In the **Configure Columns** window, select your preferred property under **Properties** tab and then click **>**.



3. At the bottom left of the window you can also configure how model elements are presented in cells. There are three options: Name, ID or in the pattern "ID : Name".



4. Click **OK** to confirm editing and return to the grid.

---

Name	Description ▲	Stereotypes
Cart		<<ORM Persistable>>
Cattle		<<ORM Persistable>>
Class		<<ORM Persistable>>
Crop		<<ORM Persistable>>
Farm		<<ORM Persistable>>
Field		<<ORM Persistable>>
Harvest		<<ORM Persistable>>
Order		<<ORM Persistable>>
OrderItem		<<ORM Persistable>>
Stockyard		<<ORM Persistable>>